

# AIDARY

User manual

Rosin Heat Press

## Introduction

Rosin press is using temperature and pressure with a certain amount of time to extract oil/press rosin flower etc. This model is electric fully automatic model, high pressure, high efficiency and good return rate.

## Package Contents

- 1 × Heat Press Machine
- 1 × Power plug
- 1 × User Manual

## Product Structure






1. Start button	4. Upper heat platen
2. Emergency button	5. Bottom heat platen
3. LCD display	




## 1. Pressing Guides

1. Make sure the power plug is well connected to the wall socket, then press the power switch to turn on.
2. Set the temperature and the time you want

### 1. Set temperature

		
① Press the " SET " button	② Press arrows button "▲" or "▼" to adjust temperature	③ Press the " SET " button again

### 2. Set time

		
④ Press arrows button "▲" or "▼" to adjust time	⑤ Press the " SET " button again, the red digit starts flashing. (It's the default setting of the display, just leave it alone)	⑥ Press " SET " button one more time to exit

3. The buzzer will sound when the temperature reaches the setting temperature, place the object on bottom platen.
4. Press the start button (meantime the sound will stop), start pressing.
5. The buzzer will sound again when the scheduled time is up, then the upper platen will lift up automatically.
6. If meet some emergent situation, press the emergency button, the plate will lift up immediately.

## 2. Maintain Note:

1. Different item will require different temperature and time setting because the materials or thickness is different.
2. This machine is not suitable for children to use.
3. Please turn off the machine and unplug the power cord when the machine is not in use.
4. The heat plate will automatically cool down to the room temperature if the heat press stays non-use for more than 30 minutes.

### **3.Troubleshooting:**

#### **No action after turn on the machine.**

1. Check the plug whether it connects well or whether it is broken.
2. Check the fuse whether it has been burnt out.
3. Check the power switch or digital controller whether it is broken.

#### **Indicating light is on but the display screen is black.**

Check the 5 cable of railway transformer. The connection is poor if it is loose, just fix it. The transformer may be faulty if the cable is well connected just fix it.

#### **The display screen is working well but the temperature is not heating up.**

1. Check if the indicating light of solid-state relay is on, if not, please check whether the relay or digital controller is broken.
2. The heat platen still can't heating up if you already changed the new solid-state relay, please check whether the heat plate is faulty or the heat plate's power cable is loose, if so, it will need to change a new heatplate.

#### **The temperature is out of control: Set temperature 180°C (356°F), but the actual temperature is above 200°C (392°F)**

1. It means the solid-state relay is broken, out of control, need to change a new relay.
2. Or the digital controller is faulty, need to change controller

Fujian Aidary Appliance Co.,Ltd



info@heatpresscn.com



www.aidary.com



No.318,Bailong Area, Minhou,Fuzhou,Fujian, China.350018



<https://www.facebook.com/heatpresscn>



<http://www.youtube.com/user/heatpresscn>



**RoHS**  
Made in China

