

# **AIDARY**

User manual  
Heat Press Machine

# **AP2309**

## Introduction

A heat press machine is using temperature and pressure with a certain amount of time to transfer images on items, the transfer is permanently embedded into the product.

## Package Contents

- 1 × Heat Press Machine
- 1 × Power plug
- 1 × User Manual

## Product Structure






1. LCD Controller	4. Mug Heater
2. Emergency Button	5. Power Switch
3. Auxiliary Handle	6. Start Button

## 1. Printing Methods

1. Make sure the power plug is well connected to the wall socket, then press the power switch to turn on.
2. Set the temperature and the time you want

### 1. Set temperature

		
<p>① Press the " SET " button</p>	<p>② Press arrows button "▲" or "▼" to adjust temperature</p>	<p>③ Press the " SET " button again</p>

### 2. Set time

		
<p>④ Press arrows button "▲" or "▼" to adjust time</p>	<p>⑤ Press the " SET " button again, the red digit starts flashing. (It's the default setting of the display, just leave it alone)</p>	<p>⑥ Press " SET " button one more time to exit</p>

3. The buzzer will sound when the temperature reaches the setting temperature, place the mug into mug heater.
4. Press the start button, the machine starts working automatically.
5. The buzzer will sound again when the scheduled time is up, the machine will auto release, then the transfer work is finished.
6. Press the emergency button if meet some emergent situation.

## 2. Maintain Note:

1. Different item will require different temperature and time setting because the materials or thickness is different.
2. This machine is not suitable for children to use or for food processing.
3. Please turn off the machine and unplug the power cord when the machine is not in use.
4. The heat plate will automatically cool down to the room temperature if the heat press stays non-use for more than 30 minutes.
5. **DO NOT HEAT WITHOUT MUG!** Every time you heat up the machine, please Put a mug in the heater.

## 4.Troubleshooting:

### **No action after turn on the machine.**

1. Check the plug whether it connects well or whether it is broken.
2. Check the fuse whether it has been burnt out.
3. Check the power switch or digital controller whether it is broken.

### **Indicating light is on but the display screen is black.**

Check the 5 cable of railway transformer. The connection is poor if it is loose, just fix it. The transformer may be faulty if the cable is well connected just fix it.

### **The display screen is working well but the temperature is not heating up.**

1. Check if the indicating light of solid-state relay is on, if not, please check whether the relay or digital controller is broken.
2. The heat platen still can't heating up if you already changed the new solid-state relay, please check whether the heat plate is faulty or the heat plate's power cable is loose, if so, it will need to change a new heatplate.

### **The temperature is out of control: Set temperature 180°C (356°F), but the actual temperature is above 200°C (392°F)**

1. It means the solid-state relay is broken, out of control, need to change a new relay.
2. Or the digital controller is faulty, need to change controller.

### **The print color is pale or faded image**

The pressure is not high enough or The temperature is too low / pressing time is too short. Please adjust the pressure/ temperature or increase the heating time.

### **The print color is too Darkened, deep or blurred image**

The temperature is too high / or pressing time is too long. Please adjust the temperature or reduce the heating time.

### **The print color is different/ partial transfer effect is not good enough**

Pressing time is too short/ using poor quality transfer paper. Please increase the heating time or use high quality transfer paper.

### **The transfer paper stick to the object after transfer**

The temperature is too high / use poor quality printing transfer paper Please adjust the temperature or use high quality transfer paper.

Fujian Aidary Appliance Co.,Ltd



info@heatpresscn.com



No.318,Bailong Area, Minhou,Fuzhou,Fujian, China.350018



www.aidary.com



<https://www.facebook.com/heatpresscn>



<http://www.youtube.com/user/heatpresscn>



**RoHS**  
Made in China

